

SINGER

118W4

Form 1790w-Rev.
(1050)
Printed in U. S. A.

LIST OF PARTS



MACHINE No. 118w4

** A TRADE MARK OF
THE SINGER MANUFACTURING COMPANY

From the library of: Superior Sewing Machine & Supply LLC

INSTRUCTIONS FOR OILING

To ensure easy running and prevent unnecessary wear of the parts which are in movable contact, the machine requires oiling and when in continuous use, "TYPE B" or "TYPE D" OIL, sold only by Singer Sewing Machine Company, should be applied at least twice each day to all oil holes marked "OIL", as instructed in Form 1789w.

"TYPE D" OIL is stainless.

INDEX

	PAGE
ACCESSORIES	14
BOBBIN WINDER	14
EDGE FOLDER	15
HEMMERS	16
KNEE LIFTER	15
MACHINE No. 118w4	5
NUMERICAL LIST OF PARTS	23
PIERCERS	21
PRESSER FEET	21

Copyright, U. S. A., 1921, 1940 and 1951
by The Singer Manufacturing Co.
All Rights Reserved for all Countries

INSTRUCTIONS FOR ORDERING

In ordering from this list, use **ONLY** the **PART** number in the **FIRST** column.

The number stamped on a Sewing Machine Part is the number of the Single Part only, except when the part includes Set Screws, Clamping Screws, Studs and Rollers Spun on, Small Wires riveted, or Parts soldered together, etc., which it is necessary to furnish in combination.

Every combination of parts sent out has its specific number which, although not stamped on Parts (except in above case), must be used when ordering the combination.

Each number always indicates the **SAME PART** in whatever list it appears, or for whatever Machine.

The letters after some of the numbers indicate the style of finish only, as follows:

- A. Hardened, Polished, Nickel Plated and Buffed.
- B. Polished, Nickel Plated and Buffed.
- C. Hardened only.
- D. Polished only.
- E. Soft, not polished.
- F. Hardened and Polished.
- H. Blued.
- J. Nickel Plated only.
- R. Merlized.
- X. Black Oxide, for Iron and Steel.
- XC. Hardened and Black Oxide, for Iron or Steel.
- Y. Black Nickel Plated only.

These letters **MUST BE USED** when they appear in the list and **AFTER** the number, as in the list.

In this series

1 to 1500, 200001 to 201500 and 350001 to 351500 are Screw Numbers.
1501 to 1800, 201501 to 201800 and 351501 to 351800 are Nut Numbers.
1801 to 2000, 201801 to 202000 and 351801 to 352000 are Roller Numbers.
2001 to 50000 and 202001 to 350000 are Numbers of Machine Parts.


The figures in the second column refer only to the plate in which the illustration of the part is shown and are **NOT TO BE USED** in ordering.

Two or more numbers over a cut indicate that the difference between such parts is not visible in an illustration.

Parts marked with an asterisk (*) are furnished only when repairs are made at the factory.

LIST OF PARTS COMPLETE

FOR



MACHINE No. 118w4

HAS RETURN FEED, PENDULUM NEEDLE VIBRATING
MECHANISM AND PIERCER ATTACHED TO
NEEDLE AND PIERCER HOLDER BRACKET
FOR HEMSTITCHING HANDKERCHIEFS, SHIRT WAISTS,
NECKTIES, INFANTS' WEAR ETC.

No.	Plate	Name
*235701	-----	Arm
235656	13645	" Oil Tube, for oiling 202400, 235519, 235522, 235546 and 235759 (5)
235742	13648	Arm Oil Tube with 29599, for oiling 235659 and 235694 (2)
29599	13648	Arm Oil Tube Packing (felt)
204235	13650	" Position Pin (2)
123E	13650	" Screw (back) (2)
202005	13650	" " " Washer (2)
201305E	13650	" " (front) (2)
52004	13645	" Shaft
52078	13645	" " Bushing (front)
443C	13645	" " " " Set Screw
235502	13645	" " Connection Belt

No.	Plate	Name
235503	13645	Arm Shaft Connection Belt Pulley with 1285AL, 201346C and two 214206
1285AL	13645	Arm Shaft Connection Belt Pulley Position Screw
201346C	13645	Arm Shaft Connection Belt Pulley Set Screw
214206	13645	" " " " " Spring
		Flange
43921	13645	Arm Shaft Flanged Bushing (back)
443C	13645	" " " " " Set Screw
202299	13645	" " " " " Oiling Wick (back)
224392	13645	" " " " " (front)
200949H	13645	" " " " " Thumb Screw
144D	13645	" " " " " Screw
235585	13648	" " " " " Side Cap
235587	13648	" " " " " 235585 with 235586
219F	13648	" " " " " Screw
235505	13646	" " " " " Cover
732D	13646	" " " " " Thumb Screw
20991	13645	Balance Wheel, "V" belt groove (outside diam. of belt groove 2.9 in.) with two 435AL
24297	13645	Balance Wheel Oil Cover
210D	13645	" " " " " Screw
435AL	13645	" " " " " Set Screw
*235506	-----	Bed
202258	13650	" " " " " Hinge Connection (2)
200570E	13650	" " " " " Screw (4)
203329	13650	" " " " " Slide (back)
235507	13650	" " " " " (front)
233939	13642	Bobbin
235769	13642	" " Case Base with 202056, 203211 to 203213 and 203216
203211	13642	Bobbin Case Base Latch
*202056	-----	" " " " " Pin
203212	13642	" " " " " Plunger
203213	13642	" " " " " Spring
241676	13642	" " " " " Cap with 200594C, 200984C, 235771, 241674, 241675 and two 350405C
247623	13642	Bobbin Case Lever
*235791	-----	" " " " " Eccentric
204243	13642	" " " " " Position Pin
247625	13643	" " " " " Fulcrum
200066D	13643	" " " " " Screw
203478	13643	" " " " " Stud
241674	13642	" " " " " Oiling Felt
241675	13642	" " " " " Retainer
350405C	13642	" " " " " Screw
235771	13642	" " " " " Tension Spring
200984C	13642	" " " " " Regulating Screw
200594C	13642	" " " " " Screw
203216	13642	" " " " " Washer (cloth)
241677	13642	Bobbin Case complete, Nos. 235769 and 241676
235761	13646	Cam Timing Finger
235670	13647	Face Plate
190D	13647	" " " " " Screw

No.	Plate	Name
732D	13647	Face Plate Thumb Screw
235671	13647	Face Plate complete, Nos. 210959, 235670 and two 200582H
235697	13644	Feed Bar with 201535E, 204189 and 350219E
200641C	13644	" " " " " Hinge Screw
201522E	13644	" " " " " Nut
202276	13644	" " " " " Slide Block
202298	13644	" " " " " Crank with 200038C
203124	13644	" " " " " 202298 with 200205F, 201518E and 202276
200038C	13644	Feed Bar Slide Block Crank Pinch Screw
200205F	13644	" " " " " Hinge Screw
201518E	13644	" " " " " Nut
204443	13644	" " " " " Spring
204189	13644	" " " " " Hook
203060	13644	" " " " " Hook
235795	13641	" " " " " Dog, for 235793
200106E	13641	" " " " " Screw (2)
350219E	13644	" " " " " Support Screw
201535E	13644	" " " " " Nut
235760	13646	" " " " " Driving Cam with two 200347C
200347C	13646	" " " " " Set Screw
235512	13646	" " " " " Connection
235513	13646	" " " " " Bearing
202298	13644	" " " " " Crank with 200038C
200038C	13644	" " " " " Pinch Screw
201306C	13644	" " " " " Hinge Screw
201518E	13644	" " " " " Nut
235514	13644	" " " " " Rock Shaft
235698	13644	" " " " " 235514 with 200641C, 201522E and 235697
235619	13644	Feed Driving Rock Shaft Center (2)
200346C	13644	" " " " " Set Screw (2)
235516	13646	" " " " " Segment Lever with 201311C, 201531E and 201871
201871	13646	Feed Driving Segment Lever Roller
201311C	13646	" " " " " Screw
		Stud
201531E	13646	Feed Driving Segment Lever Roller Screw
		Stud Nut
235601	13646	Feed Driving Segment Lever Shaft Bushing (2)
200362C	13646	Feed Driving Segment Lever Shaft Bushing Set Screw (long)
200382C	13646	Feed Driving Segment Lever Shaft Bushing Set Screw (short)
202574	13646	Feed Driving Segment Lever Shaft Collar with 200380C
200380C	13646	Feed Driving Segment Lever Shaft Collar Set Screw
235759	13646	Feed Lifting Cam and Gear, 54 teeth
235519	13645	" " " " " Driving Pinion, 18 teeth, with two 200388C
200388C	13645	Feed Lifting Cam and Gear Driving Pinion Set Screw

No.	Plate	Name
235520	13646	Feed Lifting Cam and Gear Shaft (hollow) with 204110 and two 204111
204110	13646	Feed Lifting Cam and Gear Shaft Oiling Leather
204111	13646	Feed Lifting Cam and Gear Shaft Oiling Leather Pin (leather)
200363AL	13646	Feed Lifting Cam and Gear Shaft Set Screw (2)
235521	13646	Feed Lifting Connection with 201303C, 201525E and 201871
201306C	13644	Feed Lifting Connection Hinge Screw
201518E	13644	" " " " " Nut
201871	13646	" " " " Roller
201303C	13646	" " " " Screw Stud
201525E	13646	" " " " Stud
		Nut
235522	13646	Feed Lifting Connection Slide Block
350419H	13646	" " " " " Cap
		Screw
235606	13646	Feed Lifting Connection Slide Block Friction Washer
235523	13646	Feed Lifting Connection Slide Block Spring
235667	13644	" " " " Rock Shaft
235619	13644	" " " " " Center (2)
200346C	13644	" " " " " Set Screw (2)
201309E	13646	" " " " " Regulating Screw Slide
201652E	13646	" " " " " Nut
235524	13646	" " " " " Washer
*203522	-----	Hook (sewing)
235779	13642	" " 203522 with 224100 and two 201253F
235797	13642	Hook and Bobbin Case complete, Nos. 235779 and 241677
235786	13643	Hook Bevel Gear Socket, 13 teeth
235527	13643	" " " " " Bushing (lower)
		(brass)
200362C	13643	Hook Bevel Gear Socket Bushing (lower) Set Screw
235756	13643	Hook Bevel Gear Socket Bushing (upper) (brass)
449C	13643	Hook Bevel Gear Socket Bushing (upper) Set Screw
200555H	13642	Hook Bevel Gear Socket Screw
235635	13643	" " " " " Thrust Washer
235787	13643	" " " " " Driving Bevel Gear with two 350089C
350089C	13643	" " " " " Set Screw
235530	13643	" " " " " Shaft
202321	13643	" " " " " Bushing (back)
200346C	13643	" " " " " " Set Screw
235531	13643	" " " " " (front)
200347C	13643	" " " " " " Set Screw
235532	13643	" " " " " Connection Belt Pulley with 214206 and two 201421C
201421C	13643	Hook Driving Shaft Connection Belt Pulley Set Screw
214206	13643	Hook Driving Shaft Connection Belt Pulley Spring Flange

No.	Plate	Name
224100	13642	Hook Gib
201253F	13642	" " " " Screw
235675	13643	" " Saddle with 449C, 200347C, 200362C, 235527 and 235756
235534	13643	Hook Saddle Oil Cover
235535	13643	" " " " Oiling Felt
202260	13643	" " " " " Wick
235649	13643	" " " " " Cover
200169H	13643	" " " " " " Screw
201308E	13643	" " " " " Screw (2)
203637	13643	" " " " " Washer (2)
235792	13642	" " Washer with 235791 and three 204243
235788	-----	Hook Saddle complete, Nos. 200066D, 200169H, 200555H, 202260, 203478, 235635, 235649, 235675, 235786, 235792, 235797, 247623 and 247625
247663	13650	Knee Lifter Bell Crank
247664	13650	" " " " " Bracket
247665	13650	" " " " " " 247664 with 5601 and 247663
178F	13650	Knee Lifter Bell Crank Bracket Screw (2)
5601	13650	" " " " " Hinge Pin
5735	13650	" " " " " Spring
235789	13650	Knee Lifter Bell Crank complete, Nos. 5735 and 247665
235612	13650	Knee Lifter Lifting Lever with 448AL
235613	13650	" " " " " Connecting Rod
12416	13650	" " " " " " Rod
		Joint
76C	13650	Knee Lifter Lifting Lever Connecting Rod Joint Hinge Screw
1521E	13650	Knee Lifter Lifting Lever Connecting Rod Lock Nut
802D	13650	Knee Lifter Lifting Lever Hinge Screw
12240	13650	" " " " " Pin
448AL	13650	" " " " " " Set Screw
235707	13648	Needle Bar with 235706
235708	13648	" " " " " Bushing (lower)
235709	13648	" " " " " (upper)
200387C	13648	" " " " " Set Screw (2)
235659	13648	" " " " " Connecting Link
235538	13648	" " " " " " Oiling Felt
235710	13648	" " " " " Stud with 200072C and 222598
222598	13648	Needle Bar Connecting Stud Oil Packing (wick)
200072C	13648	Needle Bar Connecting Stud Pinch Screw
235632	13648	" " " " " " Slide Block
235658	13648	" " " " " Cover
200161H	13648	" " " " " " Screw
235661	13648	" " " " " Crank with 858AL, 1036AL, 1037AL and 1065AL
1065AL	13648	Needle Bar Crank Position Screw
858AL	13648	" " " " " Set Screw
235706	13648	" " " " " Oil Packing (wick) (6 in. long)
235711	13648	" " " " " Holder with 200141F

No.	Plate	Name
235733	13648	Needle Holder Bracket with 200125F, 200393C and 203101
200122H	13648	Needle Holder Bracket Cap Screw
203101	13648	" " " Oil Packing (wick)
200393C	13648	" " " " " Stop Screw
235712	13648	Needle Holder and Piercer Holder Bracket with 201206F
235734	13648	Needle Holder and Piercer Holder Bracket 235712 with 200083F, 200122H, 201122D, 235711, 235733, 235778 and two 213940
201206F	13648	Needle Holder and Piercer Holder Bracket Screw
201122D	13648	Needle Holder Screw
213940	13648	" " " Washer
200141F	13648	" Set Screw
235679	13646	Needle Vibrating Cam with two 200382C
200382C	13646	" " " Set Screw
235781	13648	" " Connection
200122H	13648	" " " Cap Screw
235716	13648	" " " Rod
200125F	13648	" " " Set Screw
235717	13648	" " " Swivel
235546	13646	" " Lever with 201141C and 201888
235547	13646	Needle Vibrating Lever Bushing
200394C	13646	" " " Set Screw
200996C	13646	" " " Cap Screw
235782	13646	" " " Pitman
235719	13646	" " " Connection
200064F	13646	" " " Connection Screw
228026	13646	Needle Vibrating Lever Pitman Connection Screw Washer
235720	13646	Needle Vibrating Lever Pitman Connection Swivel with 200110B
200110B	13646	Needle Vibrating Lever Pitman Connection Swivel Set Screw
235643	13646	Needle Vibrating Lever Pitman Guard with 200347C and 200363AL
200363AL	13646	Needle Vibrating Lever Pitman Guard Adjusting Screw
200347C	13646	Needle Vibrating Lever Pitman Guard Set Screw
200988F	13648	Needle Vibrating Lever Pitman Set Screw
235783	13648	" " " Swivel (large) with 202277
235784	13648	Needle Vibrating Lever Pitman Swivel (small) with 200988F
235785	13648	Needle Vibrating Lever Pitman Swivel Cap
200582H	13648	" " " " " Cap Screw (2)
202277	13648	Needle Vibrating Lever Pitman Swivel Oil Packing (wick)
201888	13646	Needle Vibrating Lever Roller
201141C	13646	" " " " Screw Stud

No.	Plate	Name
213821	13648	Piercer
235778	13648	" Holder with two 200125F
200083F	13648	" " Screw
213940	13648	" " " Washer
200125F	13648	" Set Screw
235561	13649	Presser Bar (hollow) with 200074F
235562	13649	" " Bushing (lower)
235616	13649	" " " (upper)
200387C	13649	" " Set Screw (2)
235563	13649	" " Guide Bracket with 453AL
453AL	13649	" " " Set Screw
29141	13649	" " Lifter
689C	13649	" " Hinge Screw
12327	13649	" " Lifting Bracket
235790	13650	" " Spring (flat)
201339F	13650	" " Regulating Thumb Screw
200948F	13650	" " Support Screw
235608	13641	" Foot Bracket
235629	13641	" " " 235608 with 202084 and 235609
235609	13641	Presser Foot Connection Lever
202084	13641	" " " Washer
223775	13641	" " Guide with 200125F
200125F	13641	" " Set Screw
208127	13641	" " Hinge Pin
235746	13641	" " Plate (left)
235747	13641	" " " (right)
200074F	13649	" " Screw
235683	13641	" " Shank
235684	13641	" " " (left) 235683 with 208127 and 235746
235685	13641	Presser Foot Shank (right) 235683 with 208127 and 235747
235610	13641	Presser Foot (hinged) (compensating) complete, Nos. 235629, 235684, 235685 and two 223775
235591	13647	Spool Pin
2102	13647	Tension Disc
235696	13649	" Release Arm
766D	13649	" " Hinge Screw
32572	13647	" " Disc
235593	13649	" " Lever
200439C	13649	" " Hinge Screw Stud
235576	13649	" " Rod
235595	13649	" " Spring
200678C	13649	" " Stop Screw
202075	13647	" Plunger
13710	13647	" Spring
201393C	13647	" Stud
235596	13647	" " Socket
200397H	13647	" " Set Screw
1560B	13647	" Thumb Nut
241099	13647	Tension complete, Nos. 1560B, 13710, 32572, 201393C, 202075 and two 2102
223706	13647	Thread Controller Disc
200978H	13647	" " " Screw

No.	Plate	Name
237174	13647	Thread Controller Spring
241443	13647	" " " Stop
200132E	13647	" " " Screw
201199F	13647	" " Stud with 204925
200337C	13647	" " Set Screw
235687	13647	" " Socket
200386C	13647	" " " Set Screw
204925	13647	" " Washer
201572H	13647	" " Thumb Nut
235688	13647	Thread Controller complete, Nos. 200132E, 200978H, 201199F, 201572H, 223706, 235687, 237174 and 241443
29642	13647	Thread Guide
235741	13647	" Guide
200582H	13647	" " Screw
200368H	13647	" " Set Screw
235689	13643	" Loop Guard
235690	13643	" " " Driving Eccentric with 200373C and 200380C
235691	13643	Thread Loop Guard Driving Eccentric Link
350090C	13643	" " " " Link Hinge Screw
200373C	13643	Thread Loop Guard Driving Eccentric Position Screw
200380C	13643	Thread Loop Guard Driving Eccentric Set Screw
210557	13643	Thread Loop Guard Hinge Stud (eccentric)
235692	13643	" " " " Bracket with 200098F
200574E	13643	Thread Loop Guard Hinge Stud Bracket Screw (2)
200098F	13643	Thread Loop Guard Hinge Stud Set Screw
210956	13647	" Retainer Bracket with 200397H
200582H	13647	" " " Screw
210993	13647	" " Sleeve
223844	13647	" " Spring
210957	13647	" " Stud
210958	13647	" " Collar
200397H	13647	" " Set Screw
210959	13647	Thread Retainer complete, Nos. 210956 to 210958, 210993 and 223844
235777	13648	Thread Take-up Crank with 202277 and 203101
202277	13648	Thread Take-up Crank Oil Packing (wick)
203101	13648	" " " " (wick)
1036AL	13648	" " Position Screw
1037AL	13648	" " Set Screw
235694	13648	" " Lever
235640	13648	" " Driving Swivel
202400	13648	" " Hinge Stud with 202423
202423	13648	" " Oil Packing (wick)
448AL	13648	Thread Take-up Lever Hinge Stud Set Screw
235586	13648	" " Oiling Felt
235793	13641	Throat Plate, for 235795
200161D	13641	" " Clamp Screw

No.	Plate	Name
203376	13641	Throat Plate Position Pin
200577AL	13641	" " Screw

SINGER Needles should be used
in SINGER Machines.
These Needles and their Containers
are marked with the
Company's Trade Mark "SIMANCO. 1*" 1

Needles in Containers marked
"FOR SINGER MACHINES"
are NOT **SINGER** made needles. 2

ACCESSORIES

No.	Plate	Name
233939	13642	Bobbin (5)
213820	13640	Piercer
213822	13640	Piercer
228476	13640	Screw Driver (Bobbin Case)
234702	13640	Tweezers
128X15	-----	Needles, three each, sizes 12 and 14
235600	13639	Drip Pan, 17 in. long, with four 3/4 in. wire nails
41400	13640	Machine Rest Pin (wood)
120342	13640	Oiler (copper plated) with 120343
120343	13640	" Spout (3-1/2 in. long)
225498	13640	Screw Driver (7-1/4 in. long)
10875	13640	Wrench

BOBBIN WINDER

(SWINGING AUTOMATIC, RIGHT HAND)

FOR 5/16 INCH ROUND BELT DRIVE

259428	16615	Brake (leather)
259429	16615	" Clamp
200113F	16615	" " Screw
225453	16615	Frame with 202277 and 259660
225454	16615	" Hinge Pin
202277	16615	" Oil Packing (wick)
259660	16615	" " Well Washer
225455	16615	" Spring
225456	16615	" " Plunger
225368	16615	Pulley with 200380C
200380C	16615	" Set Screw
225381	16615	Spindle
225444	16615	Stop Latch
200056E	16615	" " Screw
225458	16615	" " Thumb Lever
225459	16615	" " " " Hinge Stud
225459	16615	" " " " Joint Stud
202478	16615	" " Trip Lever
200299H	16615	" " " " Hinge Screw
225461	16615	Tension Bracket with 201499H
200082D	16615	" " Screw
228026	16615	" " " Washer
2102	16615	" Disc
13710	16615	" Spring
201499H	16615	" Stud
201572H	16615	" " Thumb Nut

No.	Plate	Name
225462	16615	Bobbin Winder Tension Bracket complete, Nos. 13710, 201572H, 225461 and two 2102
259430	16615	Bobbin Winder and Tension Bracket Base
259431	16615	Universal Bobbin Winder complete, Nos. 200056E, 200082D, 200113F, 200299H, 202478, 225368, 225381, 225444, 225453 to 225456, 225458, 225462, 228026, 259428 to 259430, two each 225459 and wood screws 3/4 in. No. 12, R. H. B.

KNEE LIFTER

2763	13639	Rock Shaft
237561	13639	" " Hanger with two wood screws 1 in., No. 10
2765	13639	Rock Shaft Knee Arm
2768	13639	" " " " 2765 with 2766 and 2767
2766	13639	Rock Shaft Knee Arm Hub with 356C
356C	13639	" " " " Set Screw
2767	13639	" " " Plate with 356C
356C	13639	" " " " Set Screw
6337	13639	" " Lifting Bracket with two 356C
2778	13639	" " " " Hook
356C	13639	" " " " Set Screw
356C	13639	" " " " Set Screw
2770	13639	" " Stop Dog with 140219C
140219C	13639	" " " " Set Screw
228277	13639	Knee Lifter Rock Shaft complete, Nos. 2763, 2768, 2778, 6337, two each 2770 and 237561

(Other Knee Lifter parts are listed with parts of Machine Head)

EDGE FOLDER

230185	13638	Edge Folder on Shank
Note: Furnish sample and state fold required.		
200157B	13638	Edge Folder Screw

HEMMERS

No.	Plate	Name
230192	13638	Hemmer on Shank, for hems 1/8 to 1/2 inch
Note: State width required on order.		
200157B	13638	Hemmer Screw

HEMMER (Reverse)

230190	13638	Hemmer on Shank, for hems 1/8 to 5/8 inch
Note: State width required on order		

HEMMER

(RIGHT HAND)

Folds 5/16 in. Hem

230940	13443	Base Plate with 225706
225706	13443	" " Position Pin
350472H	13443	" " Screw
201525E	13443	" " " Nut
225708	13443	" " Spring
230713	13443	Folder on Shank
200187B	13443	" " " Screw
230484	13443	" " " " Washer
230714	13443	Tongue with two 200133B
200133B	13443	" Screw
230711	13443	Hemmer complete, Nos. 201525E, 225708, 230484, 230713, 230714, 230940, 350472H and two 200187B

HEMMER

(RIGHT HAND)

Folds 3/8 in. Hem

No.	Plate	Name
230940	13444	Base Plate with 225706
225706	13444	" " Position Pin
350472H	13444	" " Screw
201525E	13444	" " " Nut
225708	13444	" " Spring
230715	13444	Folder on Shank
200187B	13444	" " " Screw
230484	13444	" " " " Washer
230716	13444	Tongue with two 200103D
200103D	13444	" Screw
230712	13444	Hemmer complete, Nos. 201525E, 225708, 230484, 230715, 230716, 230940, 350472H and two 200187B

HEMMER

(RIGHT HAND) (SMALL OPENING)

Folds 5/32, 3/16 and 1/4 in. Hems

(Note. State width of hem required)

230940	13443	Base Plate with 225706
225706	13443	" " Position Pin
350472H	13443	" " Screw
201525E	13443	" " " Nut
225708	13443	" " Spring
230532	13443	Folder on Shank
200187B	13443	" " " Screw
230484	13443	" " " " Washer
230533	13443	Tongue with two 200133B
200133B	13443	" Screw
230535	13443	Hemmer complete, Nos. 201525E, 225708, 230484, 230532, 230533, 230940, 350472H and two 200187B

HEMMER (RIGHT HAND)

Folds Hems from 7/16 to 2-1/2 in., in steps of 1/16 inch

(Note: State width of hem required)

No.	Plate	Name
230940	13445	Base Plate with 225706
225706	13445	" " Position Pin
350472H	13445	" " Screw
201525E	13445	" " " Nut
225708	13445	" " Spring
230540	13445	Folder on Shank
200187B	13445	" " " Screw
230484	13445	" " " " Washer
230539	13445	Tongue with two 200103D
200103D	13445	" Screw
230542	13445	Hemmer complete, Nos. 201525E, 225708, 230484, 230539, 230540, 230940, 350472H and two 200187B

HEMMER (Reverse) (RIGHT HAND)

Folds Hems from 1/4 to 2-3/4 in., in steps of 1/16 inch

(Note: State width of hem required)

230756	13444	Base Plate with 225706
225706	13444	" " Position Pin
350472H	13444	" " Screw
201525E	13444	" " " Nut
225708	13444	" " Spring
230537	13444	Folder on Shank
200187B	13444	" " " Screw
230484	13444	" " " " Washer
230536	13444	Tongue with two 200103D
200103D	13444	" Screw
230538	13444	Hemmer (reverse) complete, Nos. 201525E, 225708, 230484, 230536, 230537, 230756, 350472H and two 200187B

HEMMER (Adjustable) (RIGHT HAND)

Folds Hems from 1/2 to 2-1/4 inches

No.	Plate	Name
230940	13445	Base Plate with 225706
225706	13445	" " Position Pin
350472H	13445	" " Screw
201525E	13445	" " " Nut
225708	13445	" " Spring
230519	13445	Bracket (lower) with two 200078B
200158H	13445	" " Screw
230484	13445	" " Washer
230521	13445	" (upper) with 200462H and two 200160B
200078B	13445	Bracket (upper) Screw
230518	13445	Folder Arm and Guard (left)
200160B	13445	" " " " Screw
230520	13445	" and Arm (right)
200462H	13445	" " " " Adjustable Thumb Screw
226163	13445	Folder and Arm (right) Adjustable Thumb Screw Washer
230523	13445	Tongue (left) with two 200164B
200164B	13445	" " Screw
230522	13445	" (right) with two 200164B
200164B	13445	" " Screw
230525	13445	Hemmer (adjustable) complete, Nos. 201525E, 225708, 226163, 230484, 230518 to 230523, 230940, 350472H and two 200158H

HEMMER (Reverse) (Adjustable) (RIGHT HAND)

Folds Hems from 1/2 to 2-1/2 inches

230529	13446	Base Plate with 225706
225706	13446	" " Position Pin
350472H	13446	" " Screw
201525E	13446	" " " Nut
225708	13446	" " Spring
230528	13446	Folder Arm and Guard (left) with two 200155F
200187B	13446	Folder Arm and Guard (left) Screw
230484	13446	" " " " " Washer
230526	13446	" and Arm (right) with two 200155F

No.	Plate	Name
200469H	13446	Folder and Arm (right) Adjustable Thumb Screw
226163	13446	Folder and Arm (right) Adjustable Thumb Screw Washer
230530	13446	Tongue (left)
230527	13446	" (right)
200155F	13446	" Screw
230531	13446	Hemmer (reverse) (adjustable) complete, Nos. 200469H, 201525E, 225708, 226163, 230484, 230526 to 230530, 350472H and two 200187B

HEMMER (Adjustable)

(LEFT HAND)

Folds Hems from 1/2 to 2-1/4 inches

231371	13637	Base Plate with 225706
225706	13637	" " Position Pin
350472H	13637	" " Screw
201525E	13637	" " " Nut
225708	13637	" " Spring
230515	13637	Bracket (lower) with two 200078B
200158H	13637	" " Screw
230484	13637	" " Washer
230514	13637	" (upper) with 200462H and two 200160B
200078B	13637	Bracket (upper) Screw
230510	13637	Folder Arm and Guard (right)
200160B	13637	" " " " Screw
230511	13637	" and Arm (left)
200462H	13637	" " " " Adjustable Thumb Screw
226163	13637	Folder and Arm (left) Adjustable Thumb Screw Washer
230512	13637	Tongue (left) with two 200164B
200164B	13637	" " Screw
230513	13637	" (right) with two 200164B
200164B	13637	" " Screw
230517	13637	Hemmer (adjustable) (left hand) complete, Nos. 201525E, 225708, 226163, 230484, 230510 to 230515, 231371, 350472H and two 200158H

PIERCERS

No.	Plate	Name
213819	13648	Piercer
213820	13648	Piercer
213821	13648	Piercer
213822	13648	Piercer
213823	13648	Piercer
213824	13648	Piercer
213845	13648	Piercer

PRESSER FEET

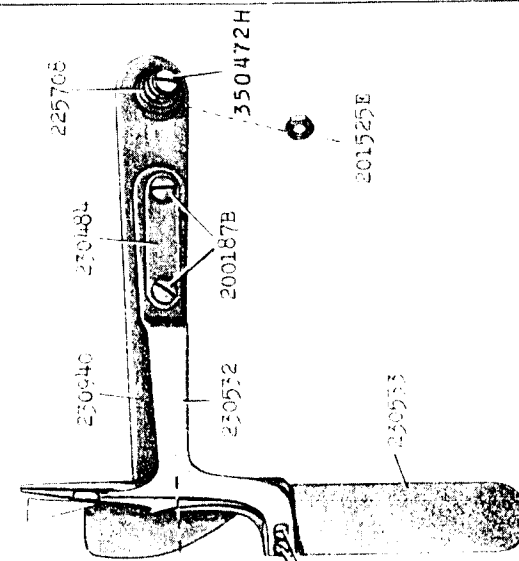
235608	13641	Presser Foot Bracket
235629	13641	" " " 235608 with 202084 and 235609
235609	13641	Presser Foot Connection Lever
202084	13641	" " " " Washer
223775	13641	" " Guide with 200125F
200125F	13641	" " Set Screw
208127	13641	" " Hinge Pin
235746	13641	" " Plate (left)
235747	13641	" " " (right)
235582	13641	" " " (right)
200074F	13649	" " Screw
235683	13641	" " Shank
235684	13641	" " " (left) 235683 with 208127 and 235746
235685	13641	Presser Foot Shank (right) 235683 with 208127 and 235747
235583	13641	Presser Foot Shank (right) 235683 with 208127 and 235582
235610	13641	Presser Foot (hinged) (compensating) complete, Nos. 235629, 235684, 235685 and two 223775
235611	13641	Presser Foot (hinged) (compensating) complete, Nos. 235583, 235629, 235684 and two 223775

SINGER Needles should be used
in SINGER Machines.
These Needles and their Containers
are marked with the
Company's Trade Mark "SIMANCO." 1

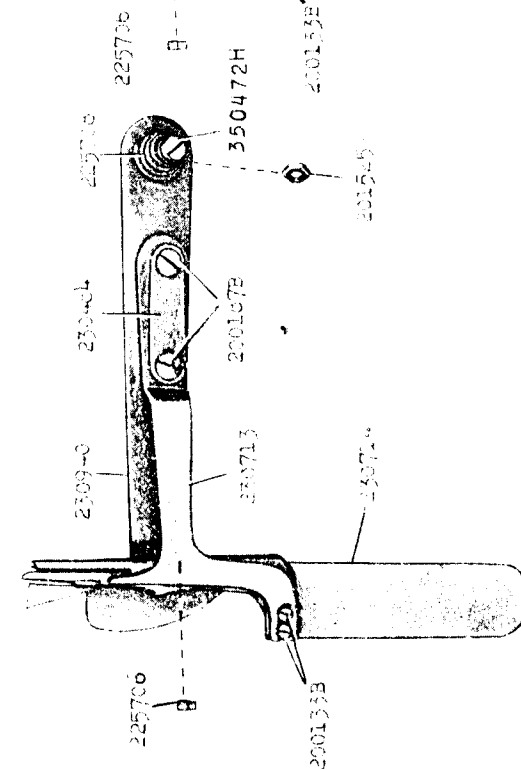
Needles in Containers marked
"FOR SINGER MACHINES"
are NOT **SINGER** made needles. 2

230535

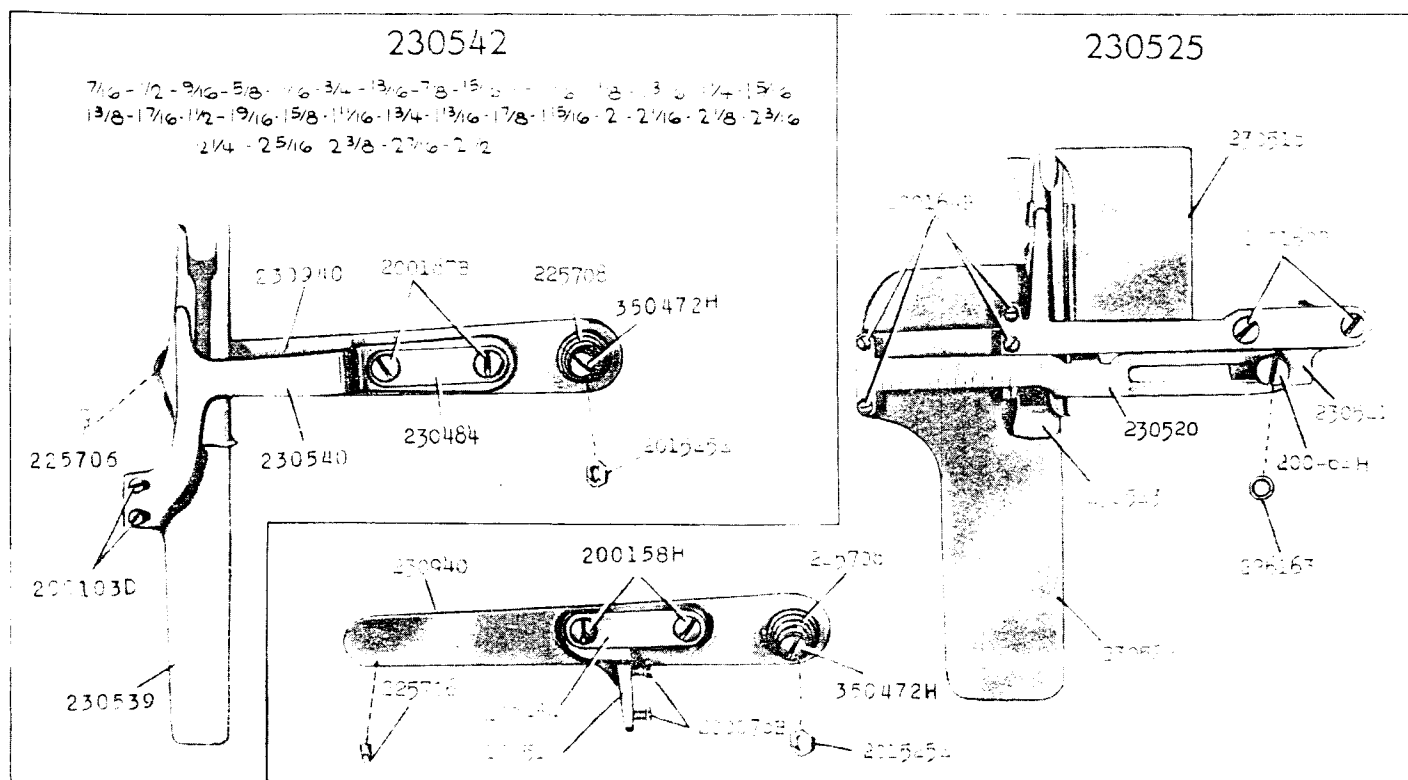
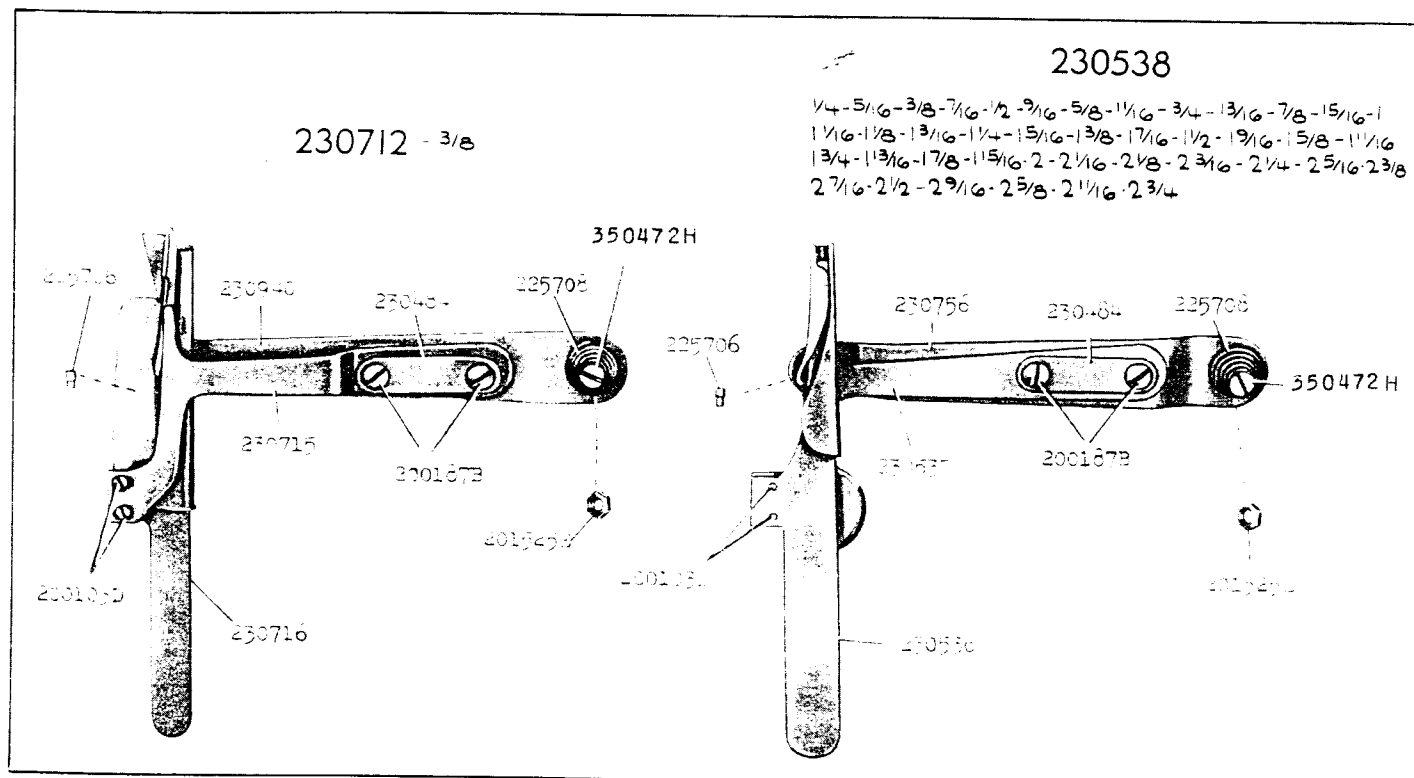
5/32 - 3/16 - 1/4



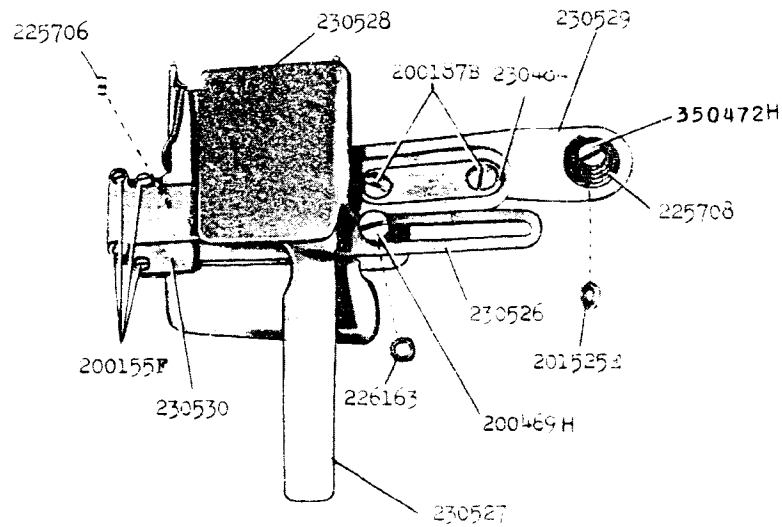
230711 - 5/16



13443 - 3/8

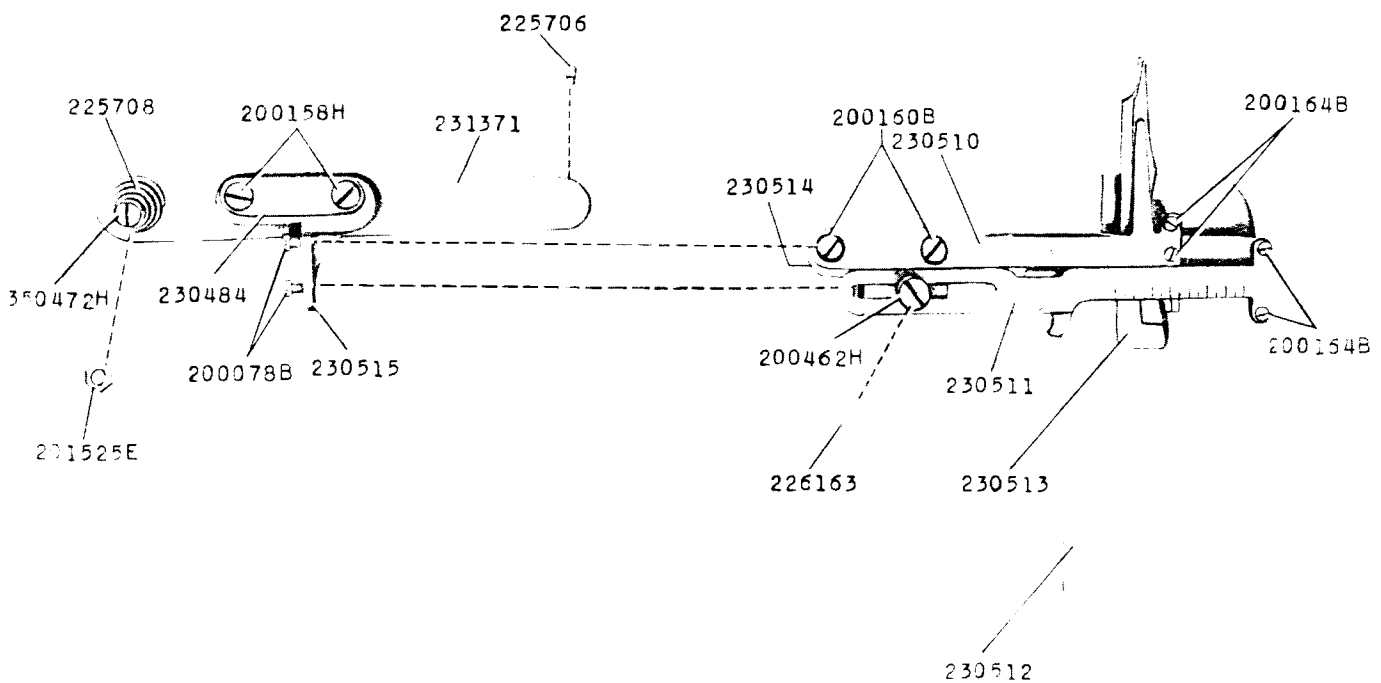


230531

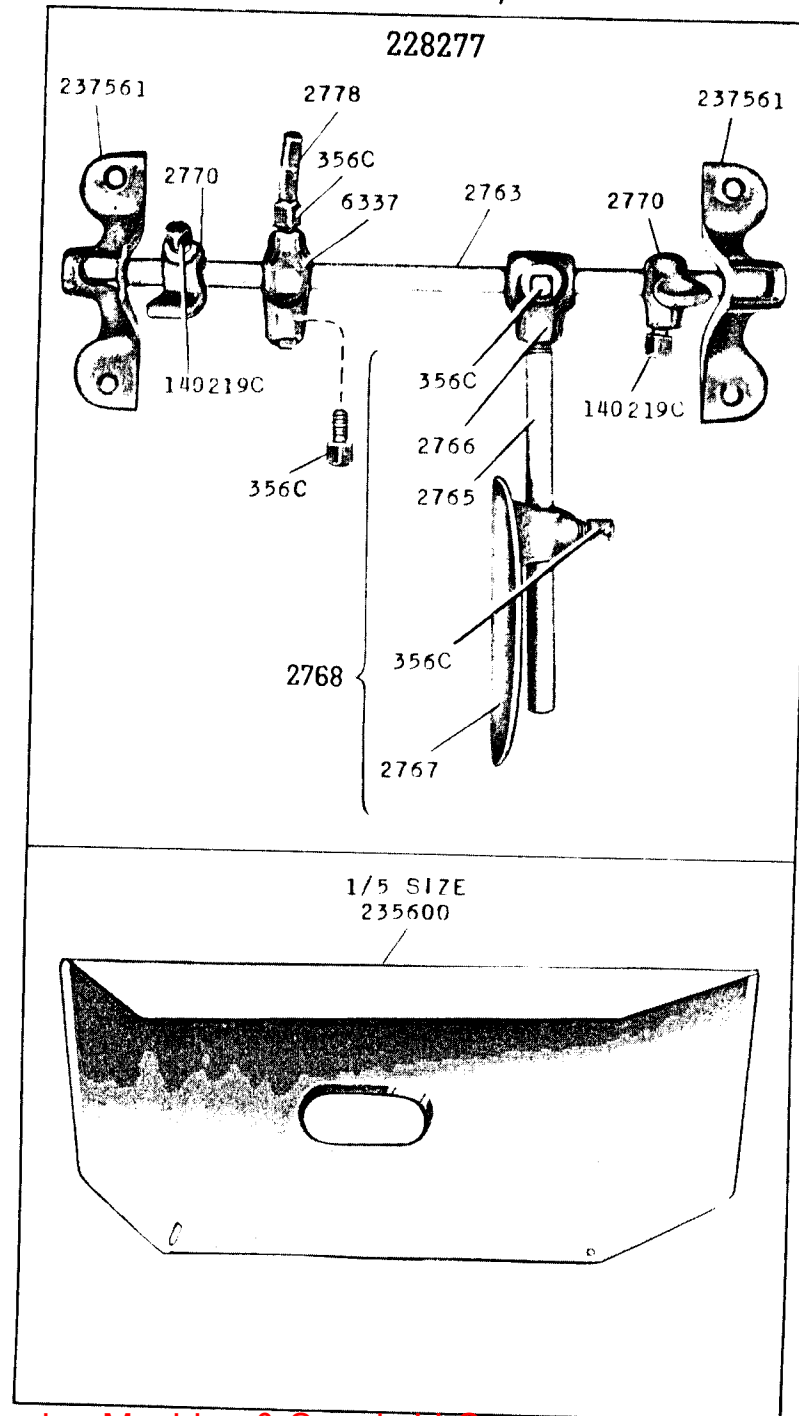



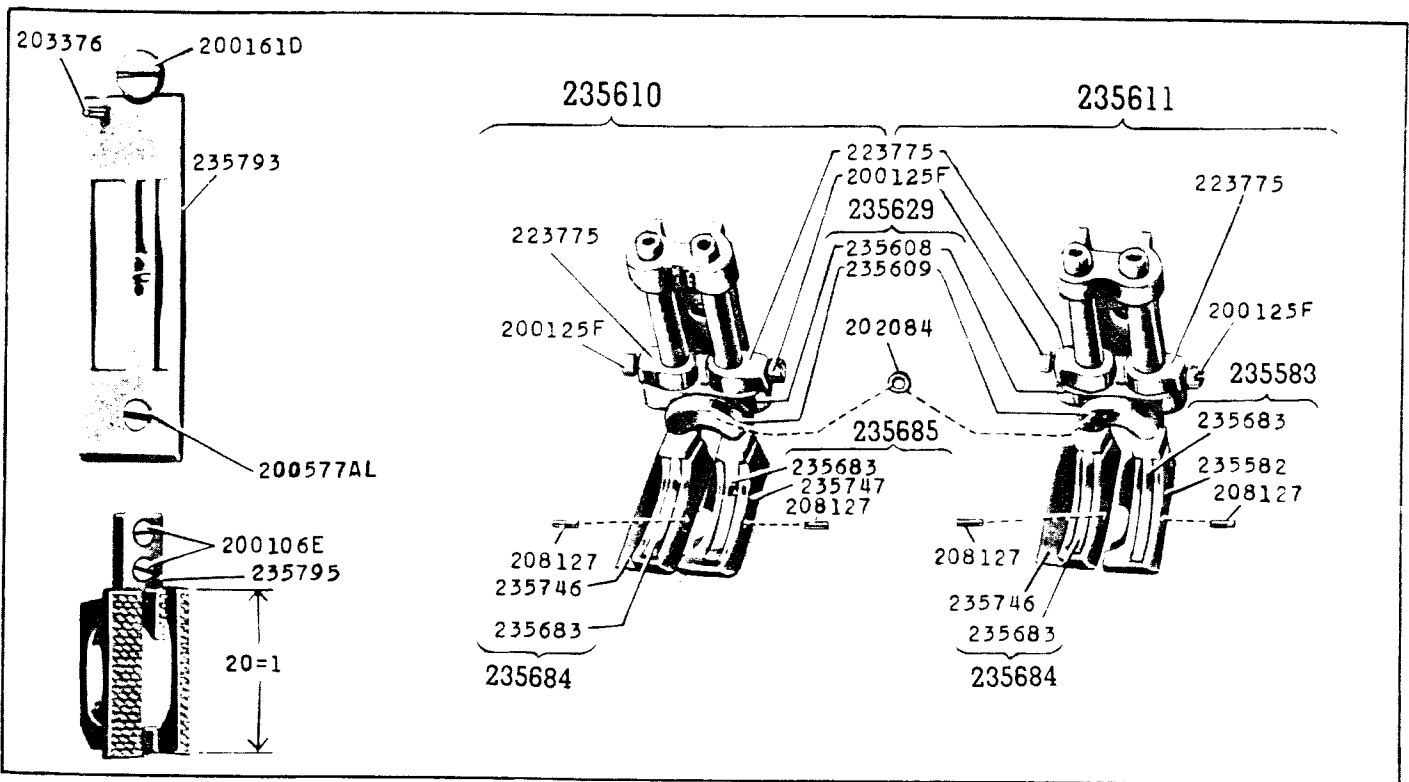
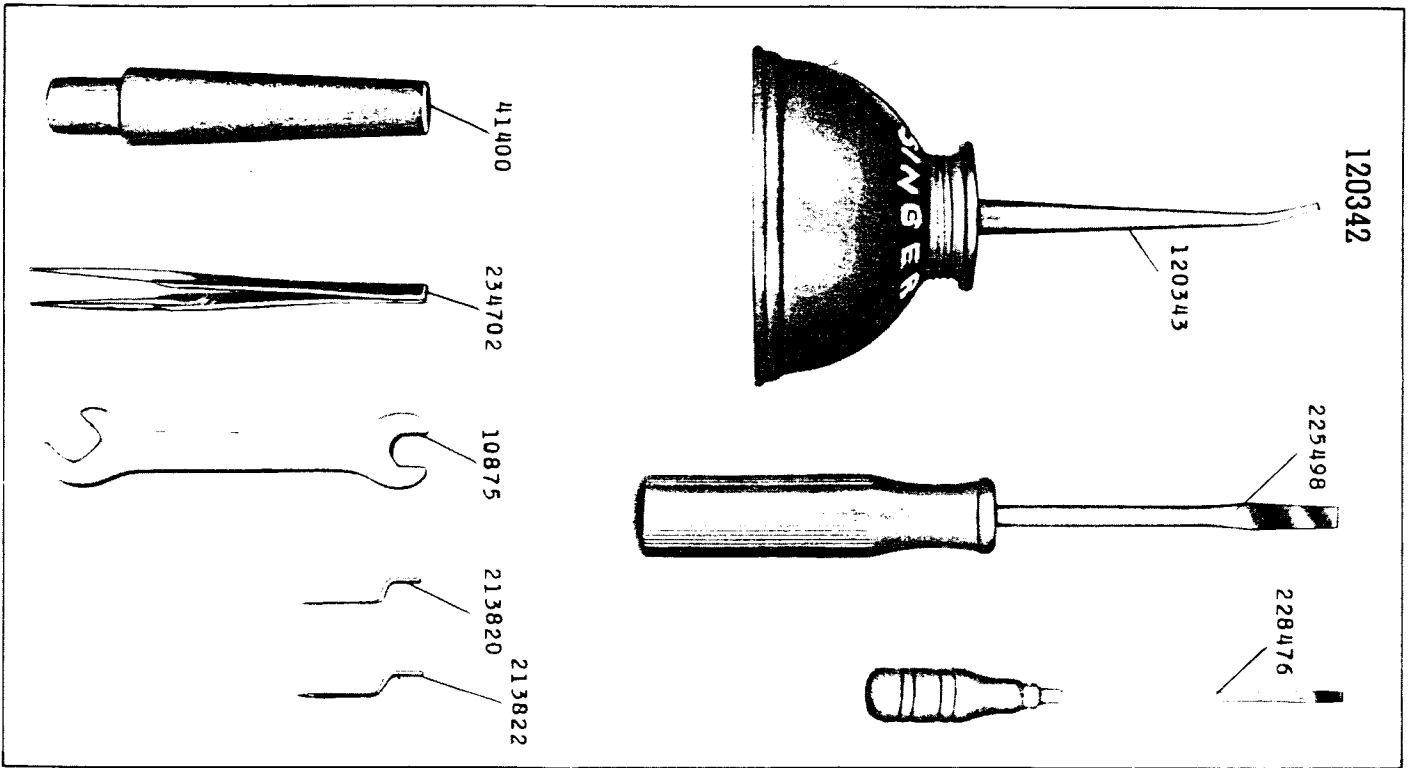
13446 - 3/8

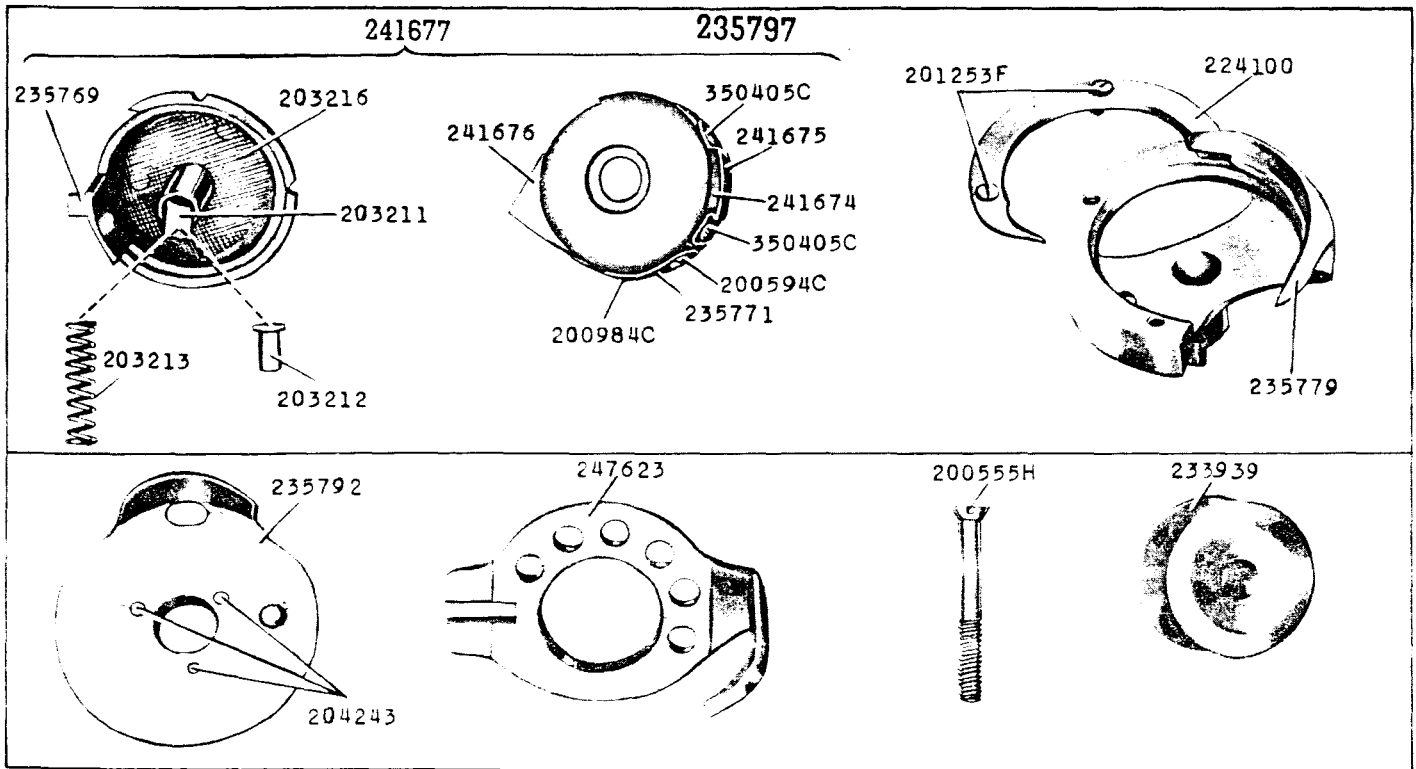
230517



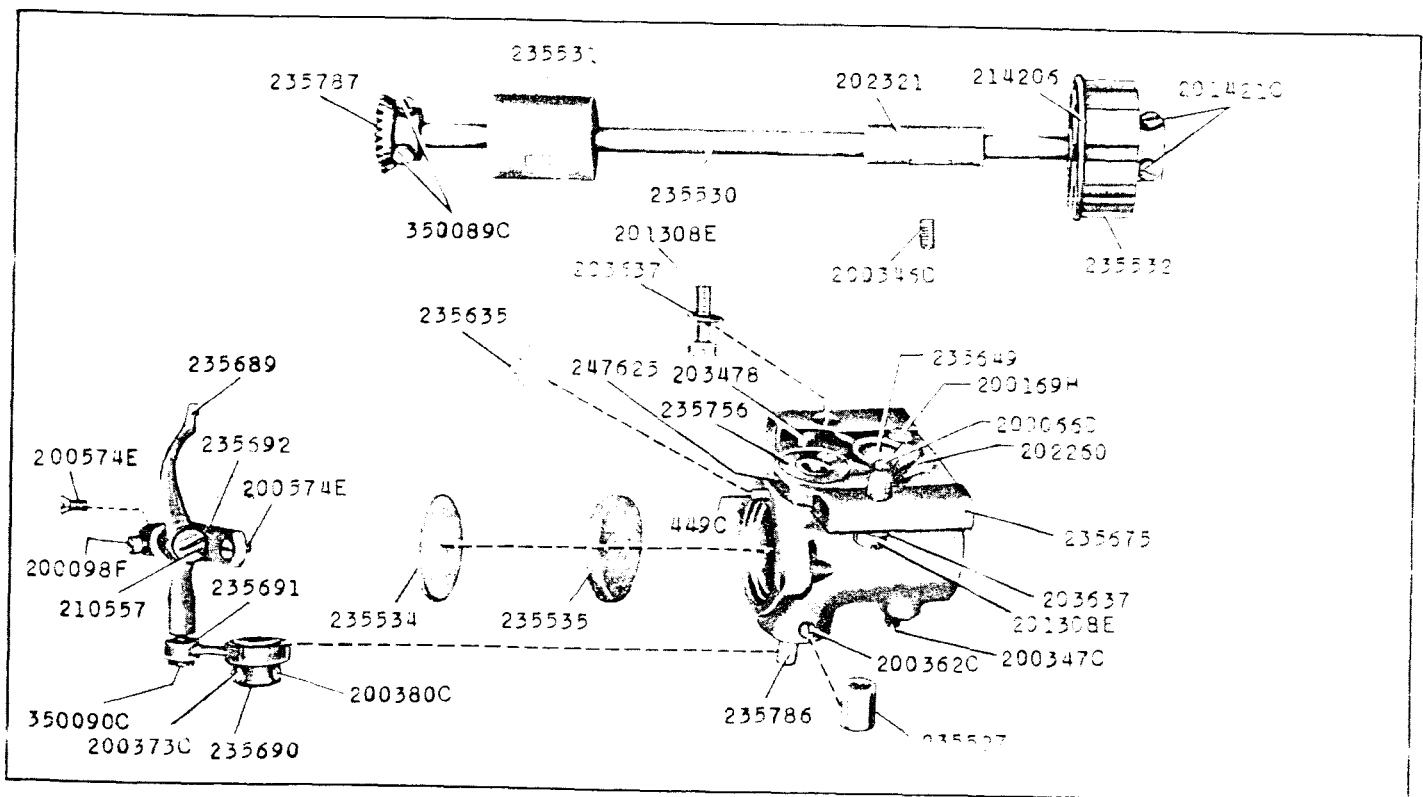
13637 - 3/8



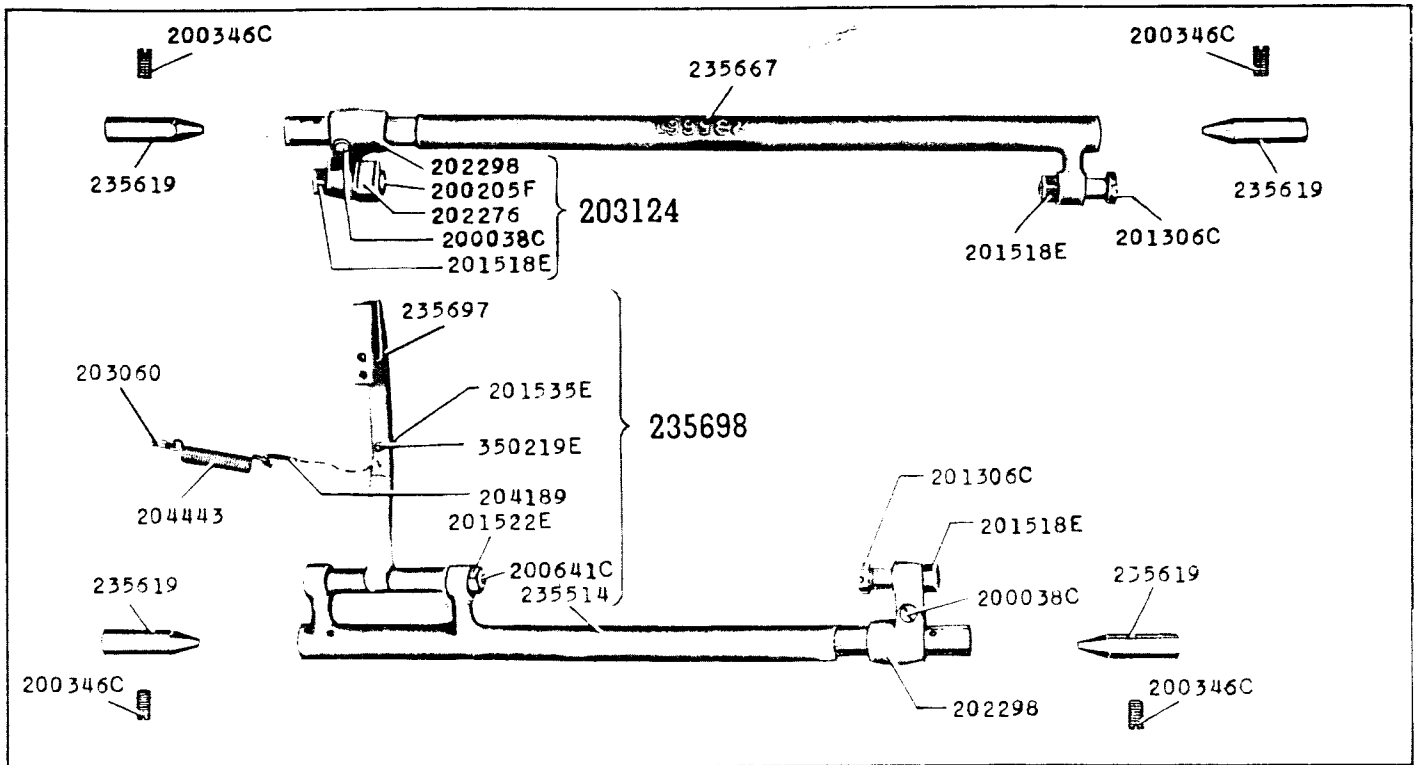




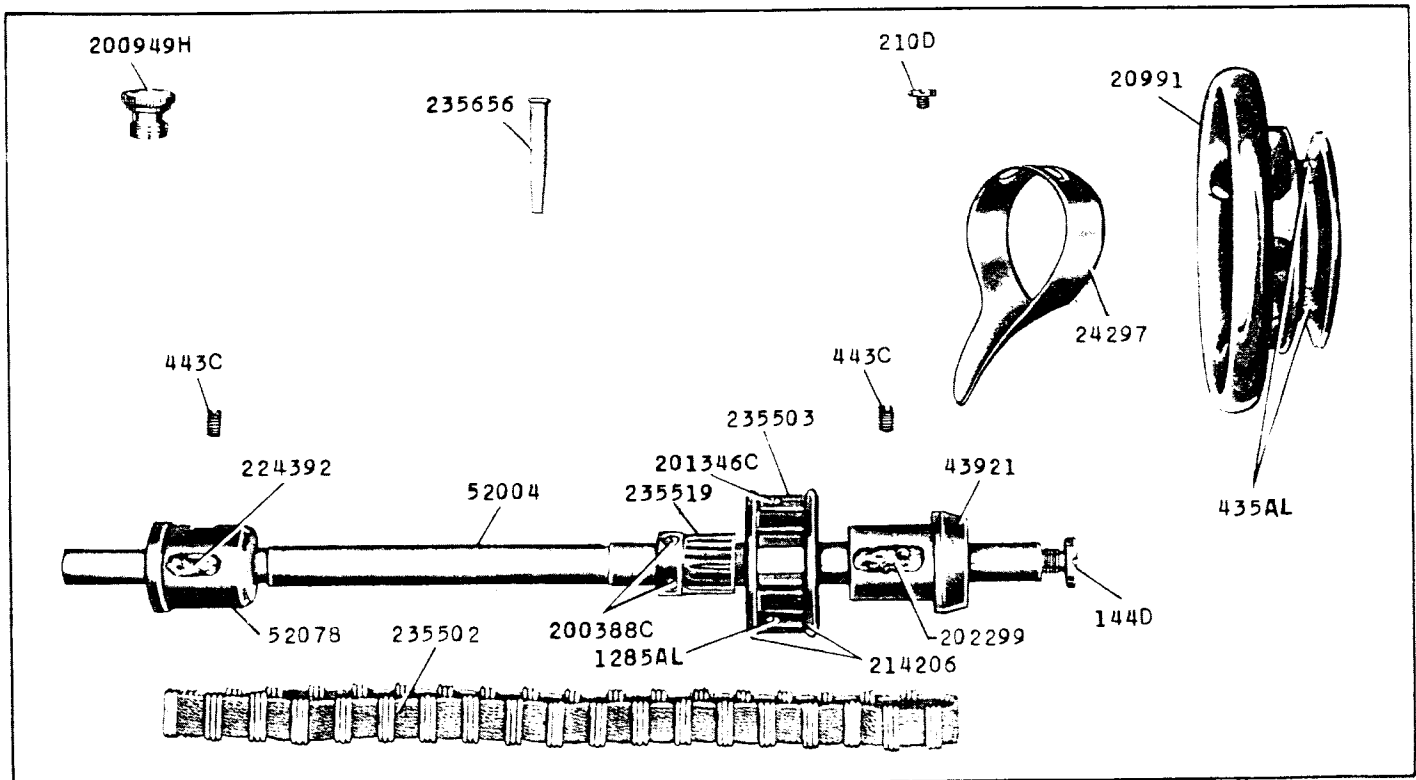
13642



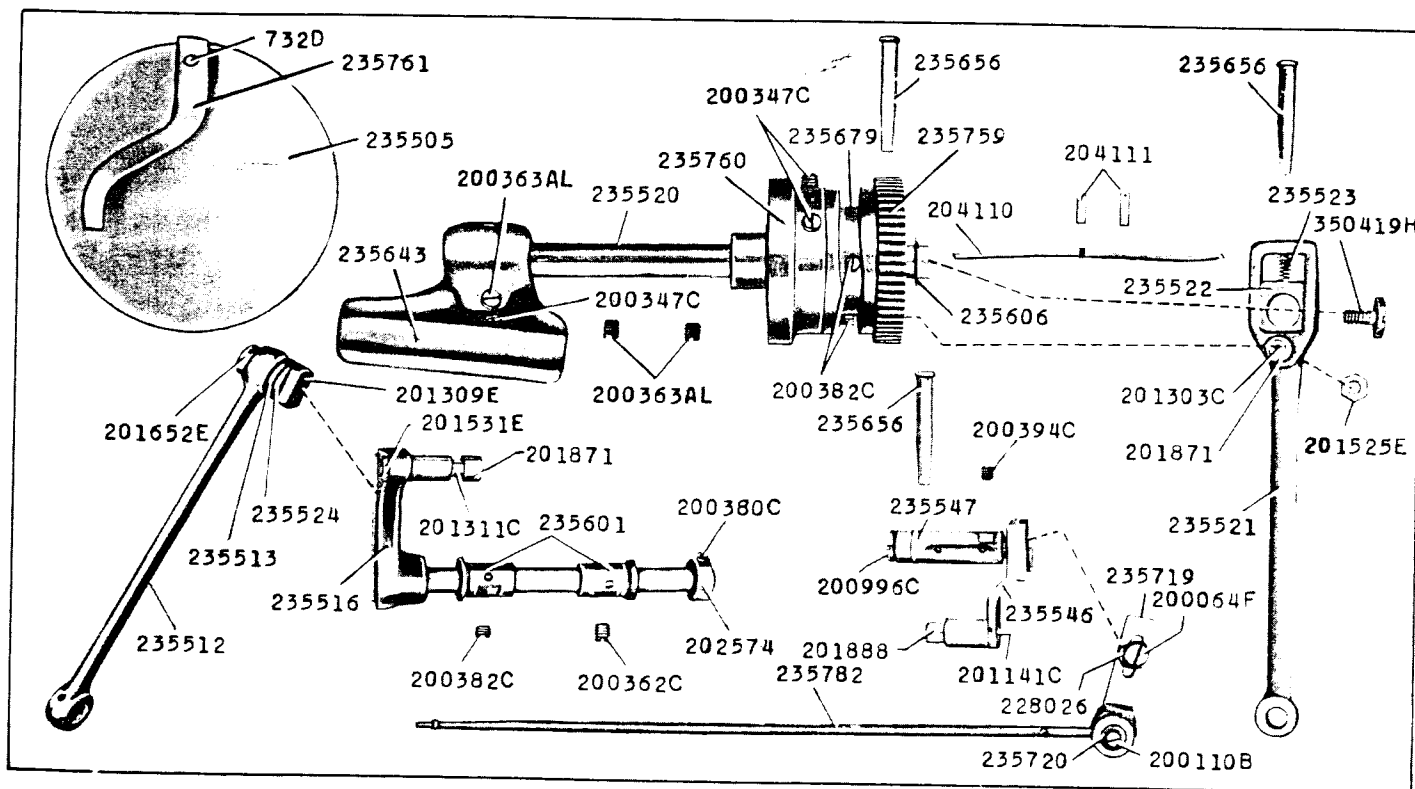
13643-3/8



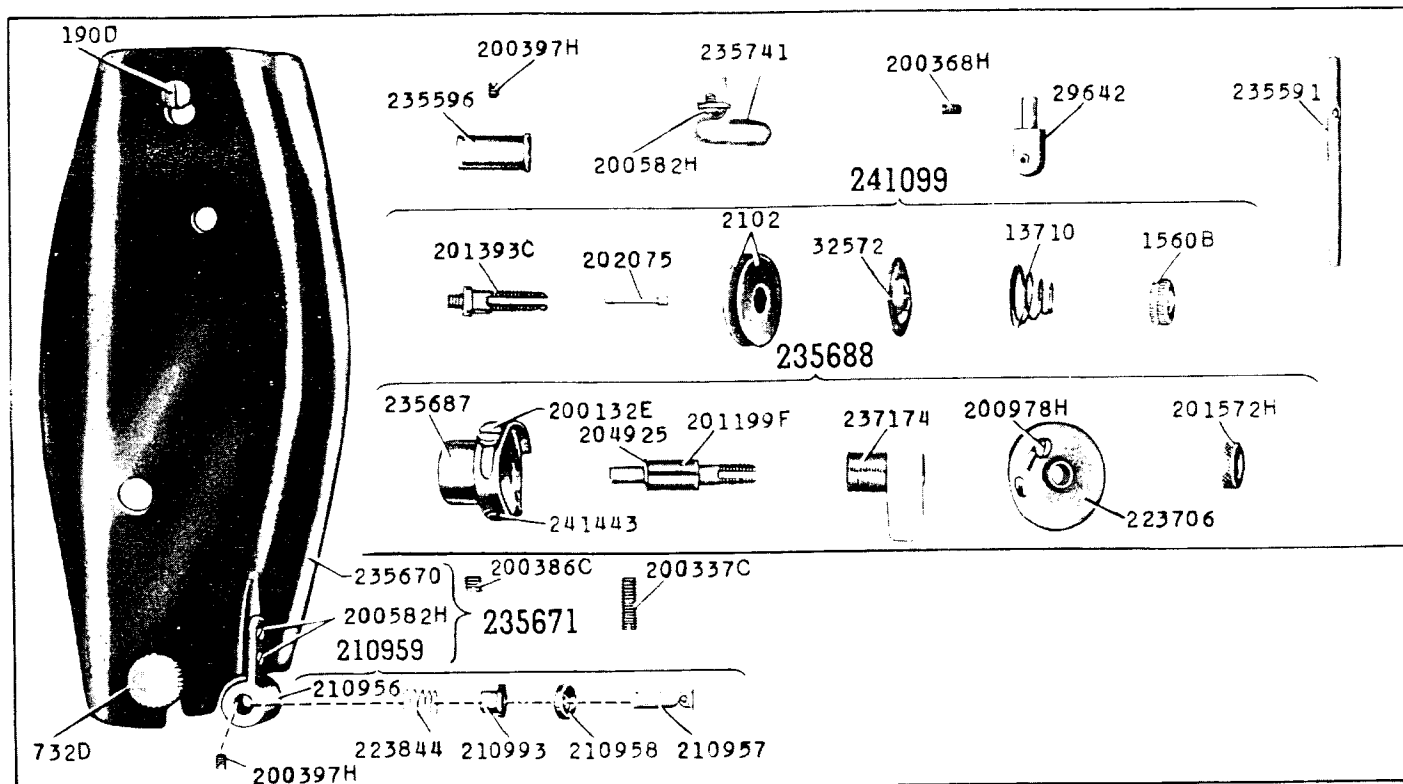
13644 - 3/8



13645 - 3/8

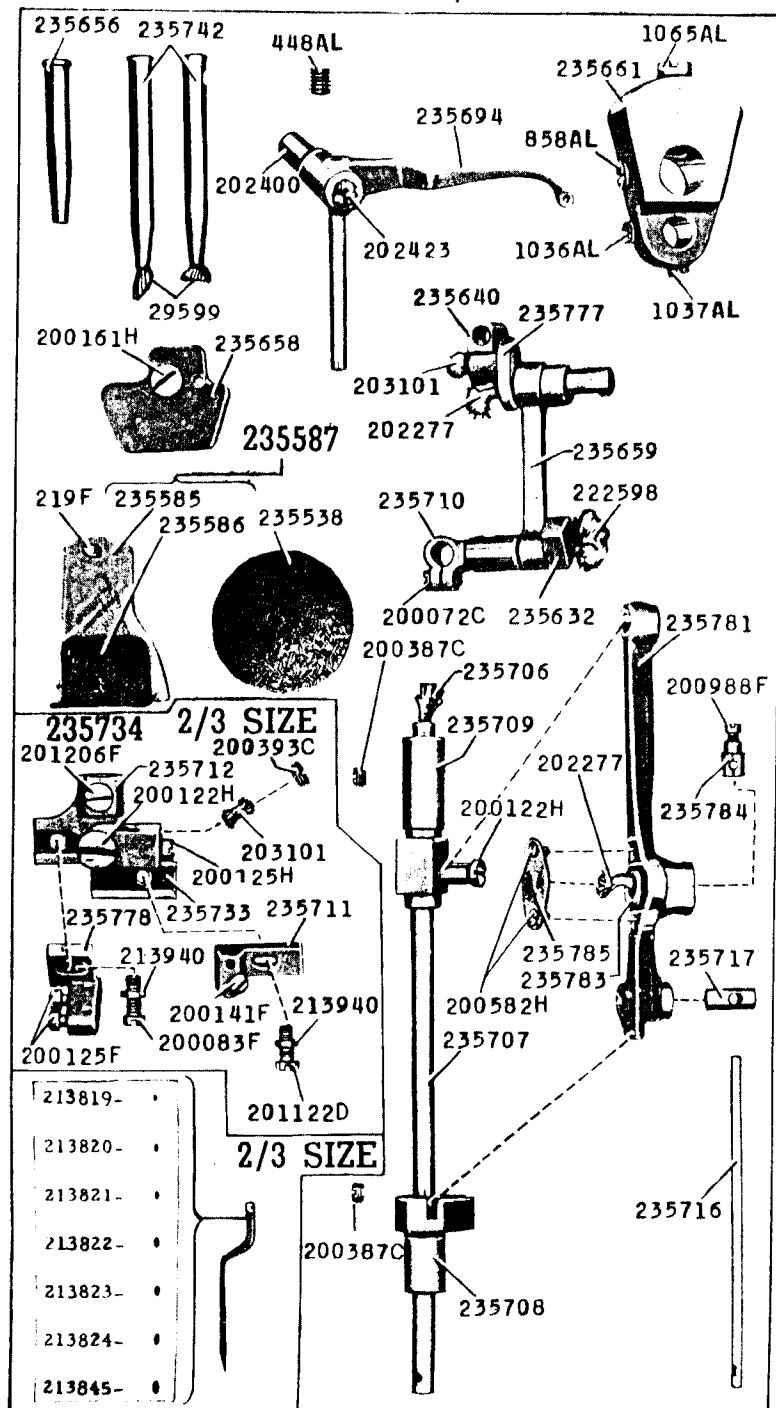


13646-3/8

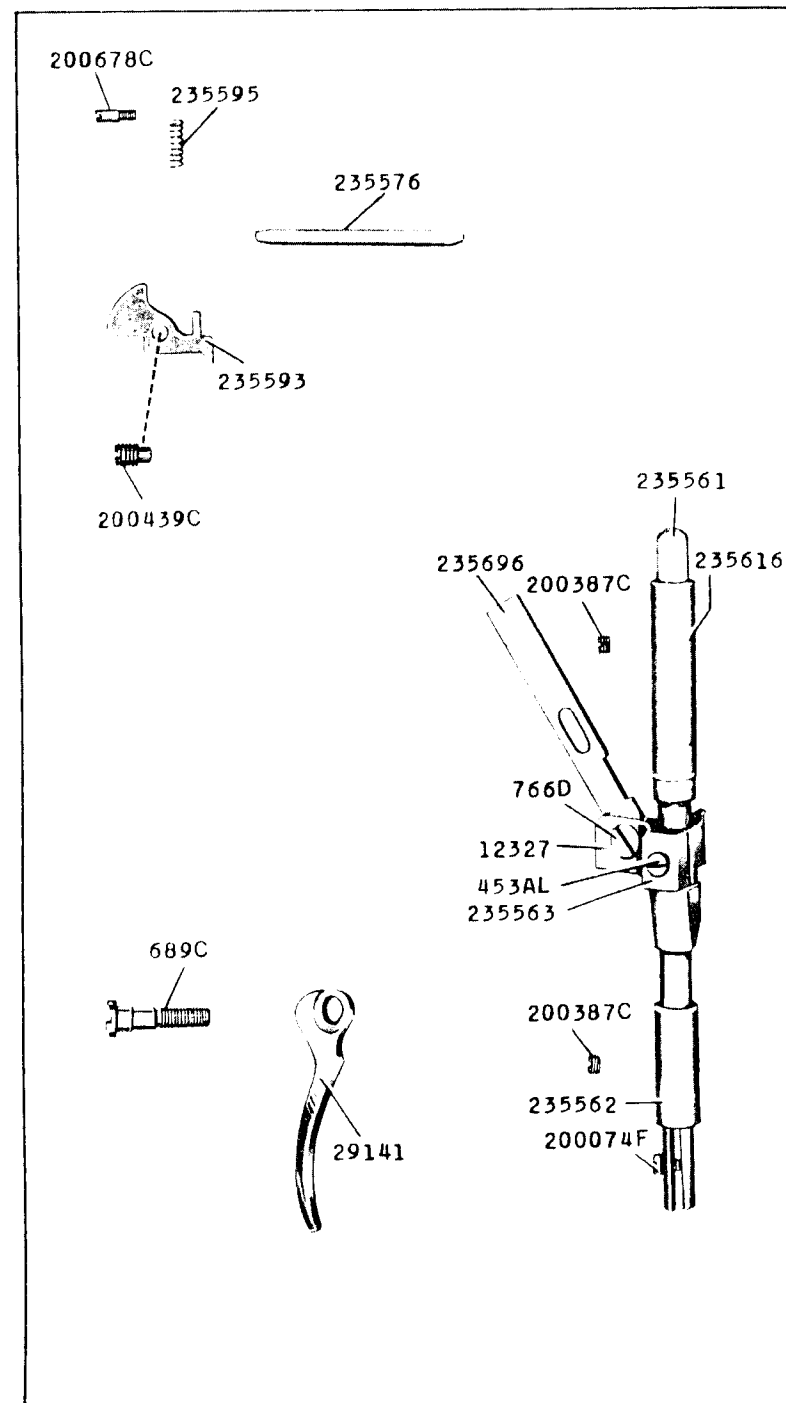


13647-1/2

13648 - 1/2



13649 - 1/2



Exploded view diagram of a mechanical assembly. The diagram shows the following components and their part numbers:

- Top Assembly:**
 - 12416 (Nut)
 - 76C (Washer)
 - 1521E (Bracket)
 - 200948F (Pin)
 - 201339F (Pin)
 - 2355613 (Bracket)
 - 235789 (Bracket)
 - 5735 (Pin)
 - 178F (Pin)
 - 247554 (Pin)
 - 5601 (Pin)
 - 247663 (Pin)
 - 247665 (Bracket)
- Left Assembly:**
 - 448AL (Bracket)
 - 8020 (Pin)
 - 12240 (Pin)
 - 235612 (Bracket)
 - 235790 (Bracket)
- Center Assembly:**
 - 202258 (Bracket)
 - 200570E (Bracket)
 - 200570E (Bracket)
 - 202005 (Pin)
 - 123E (Pin)
- Bottom Assembly:**
 - 203329 (Bracket)
 - 203329 (Bracket)
 - 201305E (Pin)
 - 201305E (Pin)
 - 204235 (Pin)
 - 204235 (Pin)

259431

225458 200113F 259428 259429

225459 225368

202478 200056E 200380C

200299H 225444 202277

225381 259660

225454 225453

225455

225456

259430

228026

200082D

225462

225461

2102 13710 201572H

201499H